STUDENT GUIDE

Ud'A - G. d'Annunzio University

Erasmus+

INGENIUM European University



Index

1.GENERAL INFO

1. 1 ABOUT US

1.2 WHERE WE ARE

1.3 HOW YOU CAN REACH US

1.4 INCOMING STUDENTS PROCEDURE

2.OUR UNIVERSITY

2.1 TRAINING OFFER

2.2 MATRICULATION NUMBER

2.3 CREDIT SYSTEM & EXAMS

2.4 ERASMUS DEPARTMENTAL DELEGATES

2.5 ERASMUS+ TRAINEESHIP – INCOMING STUDENTS

3.SERVICES

3.1 ERASMUS STUDENTS WELCOME DAYS

3.2 ITALIAN LANGUAGE COURSES

3.3 UNIVERSITY CAFETERIA

3.4 AVAILABLE SOLUTIONS FOR ACCOMODATION

4 LIVING COSTS

4.1 COMPARISON WITH YOUR CITY

4.2 MAIN SUPERMARKETS & IDEAS TO SAVE MON

5 ESSENTIAL DOCUMENTS AND SERVICES

5.1 RESIDENCE PERMIT

5.2 GUIDE TO THE TAX CODE (FISCAL CODE)

5.3 MEDICAL CARE ON CAMPUS AND BEYOND

5.3.1 UNIVERSITY MEDICAL CLINIC

5.3.2 FREE PSYCHOLOGICAL COUNSELLING

5.3.3 UNIVERSITY PARAPHARMACY

5.3.4 NATIONAL HEALTHCARE IN ITALY

5.3.5 TEMPORARY REGISTRATION

5.3.6 OUT-OF-HOURS (GUARDIA MEDICA)

5.4. EMERGENCY CONTACTS

6 TRANSPORTS

6.1 TRANSPORT IN PESCARA AND CHIETI

7 CONTACTS

7.1 ERASMUS OFFICE

7.2 ESN CHIETI PESCARA

GENERAL INFO

1.1 ABOUT US

The "Gabriele d'Annunzio" University of Chieti-Pescara, founded in 1965 and becoming a state university in 1982, has 16 Departments and 4 Schools across two campuses: Chieti, home to its main administrative offices, and Pescara.

Link: www.unich.it

1.2 WHERE WE ARE

PESCARA CAMPUS
VIALE PINDARO 42, 65127
TEL. +39 085 4537394
EMAIL:
INCOMING@UNICH.IT





CHIETI CAMPUS
VIA DEI VESTINI 31, 66013
TEL. +39 0871 355 4802
EMAIL:
INCOMING@UNICH.IT

1.3 HOW YOU CAN REACH US

FROM THE AIRPORT (PESCARA) TO:

PESCARA Campus

Option 1 – Bus 6 (recommended)

- Walk approximately 13 minutes from the airport to Via Camillo Benso Conte di Cavour 16.
- Take bus No. 6 towards Sambuceto–Montesilvano.
- Get off at the stop Università.
- Walk a few minutes to the university.

Option 2 – Via Pescara bus terminal

- Walk to the bus stop on Via Tiburtina Valeria, opposite the airport.
- Take a bus towards Pescara.
- Get off at Piazzale Repubblica – Terminal Bus.
- Take bus towards Ortona and get off at Viale Guglielmo Marconi 122.
- Walk approximately 3 minutes to the university.

Useful information/LINKS:

- TUA – Bus timetables
- University of Chieti-Pescara

CHIETI Campus

Option 1 – Direct bus from the airport (recommended)

- Once you exit Pescara Airport, cross to the bus stop on Via Tiburtina Valeria, opposite the airport exit.
- Take the TUA bus towards Chieti (direction Chieti Via Tricalle / University).
- Get off at the Università / Ospedale stop.
- Walk a few minutes to the university campus.

Option 2 – Via Pescara train station

- Take the Pescara Airlink bus from the airport to Pescara Centrale.
- From Pescara Centrale, take a regional train towards Chieti.
- Get off at Chieti – Madonna delle Piane.
- Walk approximately 5 minutes to the university camp.

Useful information/LINKS:

- Bus operator: TUA Abruzzo .
- University website: University of Chieti-Pescara

1.4 INCOMING STUDENTS PROCEDURE

UPON YOUR ARRIVAL:

- **Complete the Application Form:** Make sure all sections are correctly filled in.

- **Submit your Learning Agreement**: Email the completed Learning Agreement, including all required signatures (student, Home University and Receiving University), to incoming@unich.it before your arrival.

Please note that you are allowed to submit only one Learning Agreement, even if you are enrolled in more than one degree programme at your Home University.
The required workload per semester must be a minimum of 12 ECTS credits and a maximum of 30–35 ECTS credits.

- **Inform us of your arrival date**: Please notify the Erasmus Office of your expected arrival date.

ONCE YOU ARRIVE

1. **Inform the Erasmus Office of your arrival**: Please send us an email confirming your arrival. There is no need to come to our office in person.

2. **Arrival Certificate:** Your Arrival Certificate will be sent to you by email. If your Home University has provided you with its own Arrival Certificate, please email it to us so that we can complete it.

Please note: from today if your arrival date falls on a Saturday or Sunday, the official arrival date indicated on the certificate will be the following Monday, as our offices are open Monday to Friday.

3. ***S*tudent Registration and University Accounts**: You will receive an email from a no-reply address containing:

- **Your student ID (matricola**)/registration number.
- **Your personal institutional university email** address.
- **Instructions** on how to activate your personal student account, your institutional email and Microsoft Teams account.

DURING YOUR STAY
PART 1

1. Learning Agreement – Changes to Courses

If, after attending the first lessons, you realise that one or more courses do not meet your academic needs or do not fit your study programme, you may request changes to your Learning Agreement.

Please note the following deadlines for submitting changes:

- First semester: 1st November.
- Second semester: 1st March.

We strongly recommend discussing any proposed changes with the relevant professors and your Home University before submitting your revised Learning Agreement.

2. Course Timetables and Attendance

You can find your course timetables:

- **On the university website: www.unich.it/sua**
- **Through your personal MyUd'A student page.**

DURING YOUR STAY PART 2

Attendance requirements

1. **Attendance is compulsory for many courses**, particularly in the medical and healthcare fields. Therefore, we strongly recommend attending classes regularly from the beginning of the semester.
2. If you experience **timetable clashes** between courses, please contact the relevant professors directly to discuss your situation and find a possible solution.

Our advice: Speak directly with your professors!

During the first few lessons, we strongly recommend contacting the professors of each course you intend to attend. Make sure to clarify:

- The course syllabus and programme.
- The language in which course materials are available.
- The language in which the final examination will be held.

This will help you understand the course requirements and ensure that the selected courses meet your academic needs and expectations.

DURING YOUR STAY
PART 3

1. **Exam Registration**

You must register for each examination through your personal My Ud'A student page, within the relevant registration deadlines.

Note. *Exam registration is available from one month before the exam date until 3 or 7 days before the exam, depending on the degree programme*.

Please remember that exam registration is mandatory, even if you have regularly attended all classes.

Important points to remember:

- Complete the course evaluation questionnaire first. Before registering for an exam, you must complete the relevant questionnaire on the student platform.
- Courses with multiple modules. Some examinations consist of several modules, a structure particularly common in medical and healthcare programmes. In these cases, you must complete the evaluation questionnaire for each individual module.
- Check the name of the examination professor. If the professor teaching your course is different from the professor listed for the examination session on the student platform, please contact the Erasmus Office .
- Examination dates reserved for students from previous academic years. Please note that it may be a session reserved for students enrolled in previous academic years.

Our recommendation: Always check your exam registration well in advance of each examination date to avoid last-minute problems.

DURING YOUR STAY
PART 4

Extension of the Erasmus+ Mobility Period

Students who decide to extend their Erasmus+ mobility period must submit an official Extension Certificate at least 30 days before the originally scheduled end date of their mobility.

Please note that this requirement applies to both first-semester and second-semester students.

The extension must be agreed upon and authorised by both the Home University and the Receiving University.

Do not wait until the last few days of your mobility to request an extension. Make sure to complete the necessary procedures within the established deadline.

UPON DEPARTURE

Before leaving, please make sure to complete the following steps to ensure that your Erasmus+ mobility can be officially finalised without delays.

1. **Departure Date**

We will contact you by email well in advance to ask you to confirm your departure date.

2. **Transcript of Records**

Please check your personal My Ud'A student page to ensure that:

- *All your exams and grades have been correctly recorded.*
- *The awarded ECTS/CFU credits are accurate.*

3. **Attendance Certificate**

If your Home University has its own Attendance Certificate template, please send it to us by email so that we can complete and sign it.

Please note: *We cannot sign certificates showing a departure date that falls on a Saturday or Sunday. If you leave on either of these days, the official departure date indicated on your certificate will be the preceding Friday.*

OUR UNIVERSITY

2.1 TRAINING OFFER

Our courses are divided into two cycles (1st Cycle – Bachelor's Degrees and 2nd Cycle – Master's Degrees) and organised by Department:

OUR DEGREES

HTTPS://WWW.UNICH.IT/DIDATTICA/OFFERTA-FORMATIVA

TAUGHT IN ENGLISH

HTTPS://WWW.UNICH.IT/INTERNATIONAL/ERASMUS-INCOMING-STUDENTS-EXCHANGE/DEGREES-FULLY-HELD-ENGLISH

LANGUAGE OF INSTRUCTION

MOST COURSES ARE TAUGHT IN ITALIAN. HOWEVER, UPON INDIVIDUAL STUDENT REQUEST, PROFESSORS MAY PROVIDE THE COURSE SYLLABUS AND BIBLIOGRAPHY IN ENGLISH AND ALLOW STUDENTS TO TAKE THE FINAL EXAMINATION IN ENGLISH.

HOLIDAYS AT THE UNIVERSITY

Public holidays are Sundays and the following days:

- **October 4th** National Holiday (Saint Francis of Assisi Day)
- **October 10th** for the city of **Pescara** (S. Cetteo, patron saint of Pescara)
- **November 1st** (All Saints' Day)
- **December 8th** (Festa dell'Immacolata)
- From December **23rd to January 5th** (Christmas Holidays)
- From the **Thursday before Easter to the following Tuesday**
- **April 25th** (Anniversary of the Italian Liberation)
- **May 1st** (Labour Day)
- **May 11th** for the city of Chieti (San Giustino, patron saint of Chieti)
- **June 2nd** (Italian Republic Day)

Please note: Additional days off may occasionally be granted around public holidays.

2.2 MATRICULATION NUMBER

STUDENT REGISTRATION NUMBER AND UNIVERSITY EMAIL

Your student **registration number (matricola)** will be issued shortly after you communicate your arrival date by email.
You will receive an automatic email from a **no-reply address** containing your student registration number and your new institutional email address.

.

E**xample:**

- Student registration number (matricola): 3628457
- Institutional email: mario.rossi@studenti.unich.it

What are they used for?

1. Student Registration Number (Matricola) is required to:

- Access your personal My Ud'A student page.
- Register for examinations.
- Access your personal student services.

2. Institutional University Email is your official communication channel. You will need it to:

- Contact professors and university offices.
- Receive official communications, notifications and course materials.
- Access your personal university mailbox.
- Access Microsoft Teams channels for online lessons and meetings.

3.Passwords and Account Activation

- **My Ud'A and University Email:** The same password is used to access both your personal student page and your institutional email account.
- **Microsoft Teams:** The password and instructions for accessing Teams will be provided inside your institutional email inbox.

Make sure to activate your accounts and check your university email regularly, as important communications and information will be sent there.

2.3 CREDIT SYSTEM & EXAMS



Our university system uses **University Credits (CFU – Crediti Formativi Universitari)**.
For Erasmus+ incoming students, the following rules apply:

- Students must obtain a minimum of **12 ECTS credits per semester**.
- The maximum recommended workload is **30–35 ECTS credits per semester**.
- Only **one Learning Agreement** is allowed, even if you are enrolled in more than one degree programme at your Home University. Multiple Learning Agreements are not accepted.

Examination Grading System

Examinations are graded on a scale from 0 to 30.

- **18/30** is the minimum passing grade.
- **30/30** is the highest grade.
- **30 cum laude (30 e lode**) may be awarded to students who achieve outstanding results.

Exam Search and Registration

To search for available examination dates and sessions, please use the following link or view your personal page:

https://unich.esse3.cineca.it/ListaAppelliOfferta.do?menu_opened_cod=menu_link-navbox_didattica_Esami

ECTS Grading System – Conversion Tables

https://www.unich.it/sites/default/files/2024-04/tabella_no_ects.pdf

INSTRUCTIONS ON HOW TO REGISTER FOR EXAMS

You can register for examinations in two different ways:

1. Through the online **MyUd'A platform**: https://unich.esse3.cineca.it
2. By downloading the free **Ud'A app**, available on the Google Play Store and Apple App Store.

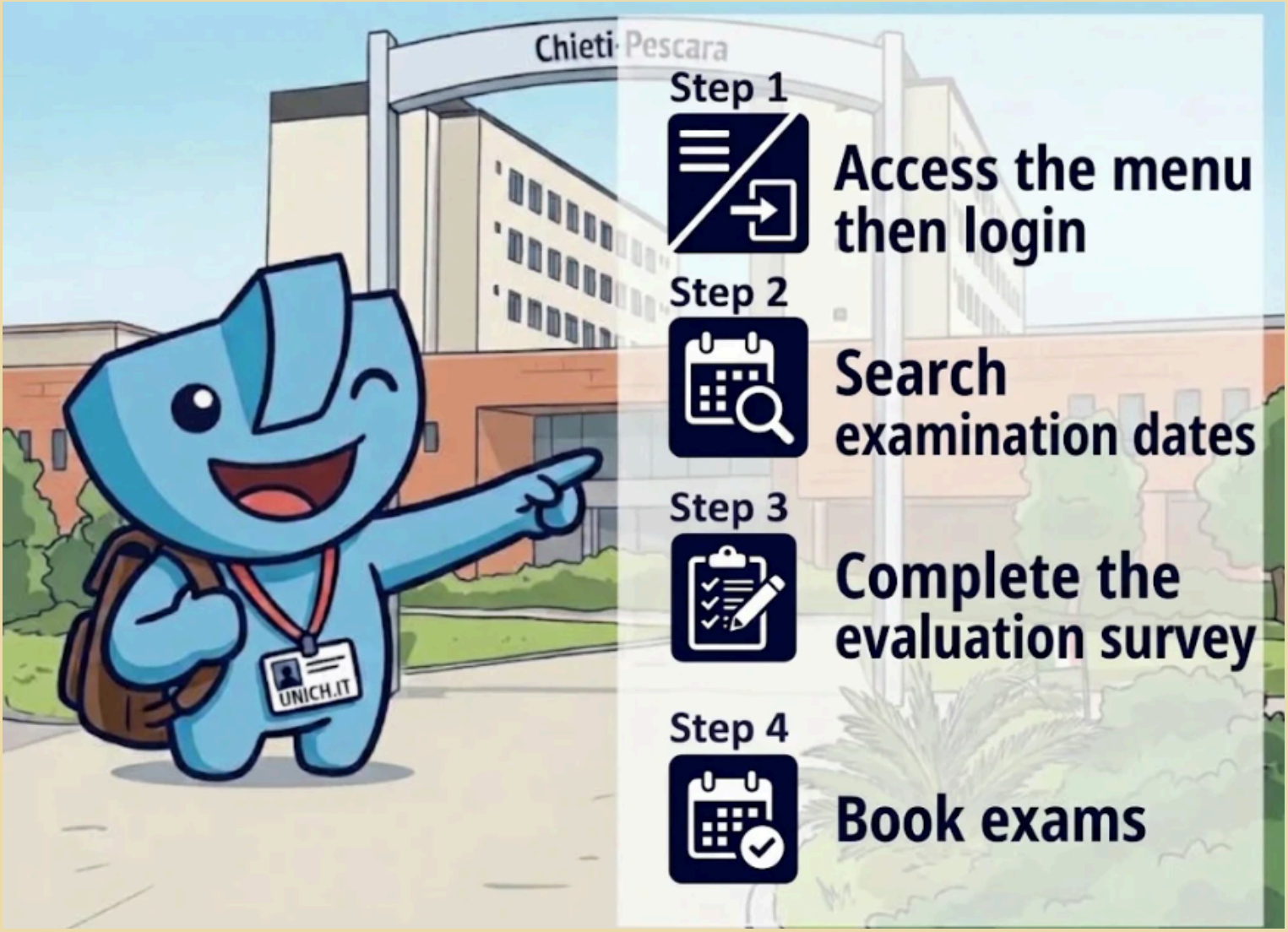



1st METHOD: Registration through the Website

Step 1 – Access the platform

- Go to https://unich.esse3.cineca.it.
- Click on the menu icon (three horizontal bars) in the upper-right corner.
- Login using your student registration number (matricola) as your username and the password you received by email.

Example:

- **Username: 3328657**
- **Password: 2SfgHYhKE**

Please note: *If you have not received your password or student registration number, please contact the Erasmus Office at incoming@unich.it.*

Step 2 – Find your examinations

- Click on Exams, then select Exam Sessions.
- You will see a list of the courses and their examination dates.
- The table shows the course name, examination date and the period during which registration is available.
- In the first column, you will find either a red prohibition symbol or a blue book symbol.
- You can register for an examination only when the blue book symbol is displayed.

Step 3 – Complete the evaluation questionnaire

- On the next page, you will be asked to complete a course evaluation questionnaire.
- Click on the red symbol on the right-hand side of the relevant row.
- Complete the questionnaire and confirm your answers.

Once the questionnaire has been completed and confirmed, you can proceed with your examination booking.

Step 4 – Book your examination

- Click on the blue book symbol next to your chosen examination.
- Click on Reserve.
- Then click on the blue link Click Here.

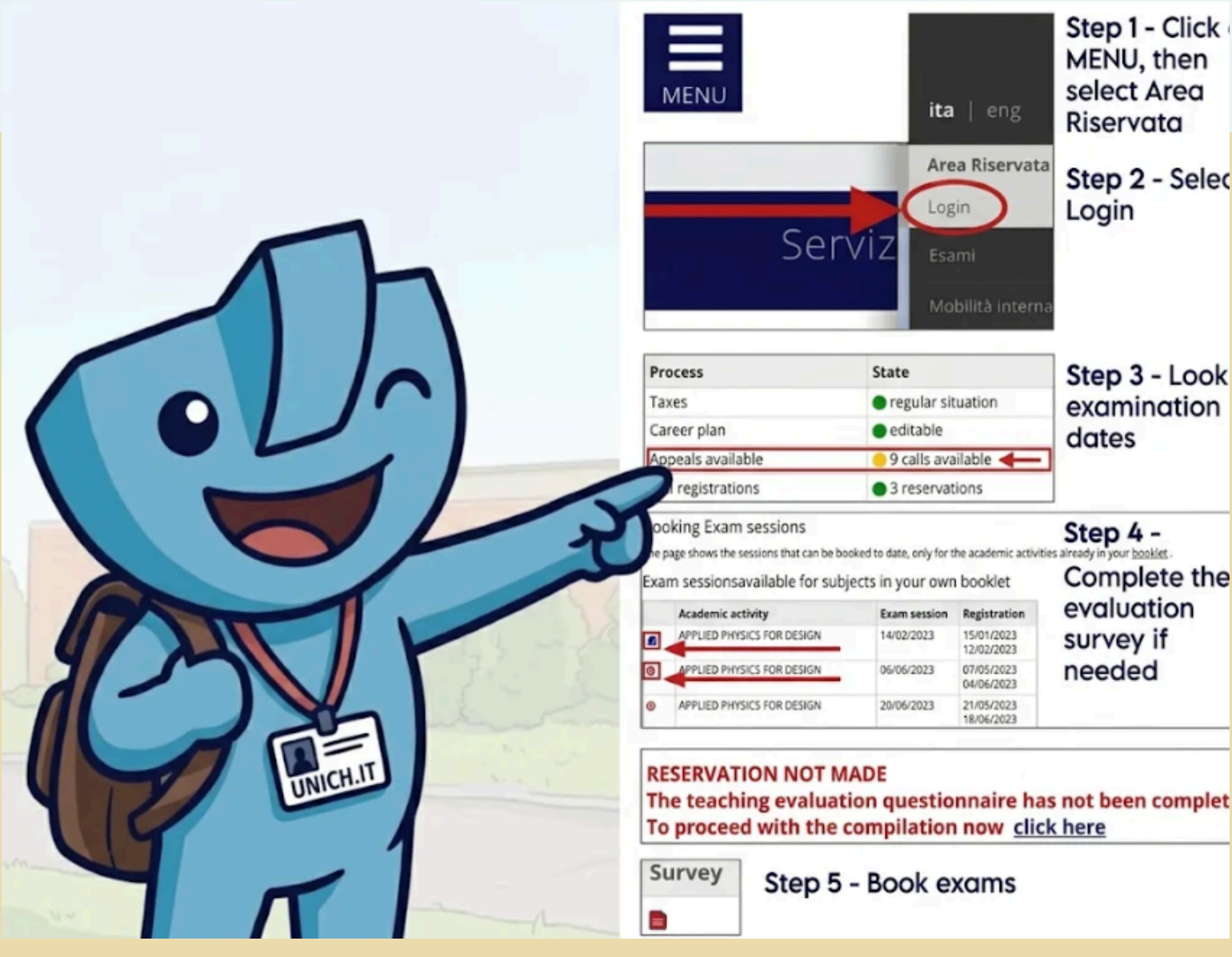



2nd METHOD: Registration through the Ud'A App

Step 1 – Log in

- Download and open the Ud'A app.
- Log in using your student registration number (matricola) as your username and the password received by email.

Step 2 – Check the examination calendar

- Select Exams Calendar to view the examinations relating to the courses included in your Learning Agreement (LA).

Step 3 – Complete the evaluation questionnaire

- Select the Questionnaires icon, which is linked to your course examinations.
- Complete the relevant questionnaire and confirm it.

Step 4 – Book your examination

- Go to Bookable.
- Select the examination for the course you wish to take.
- Choose your preferred examination date.
- If registration is available, a green icon will appear click on **Subscribe** to complete your booking.

Through the online MyUd'A APP





Step 1 - Access the platform and log in with your credentials.



Step 2 - Complete the evaluation survey.

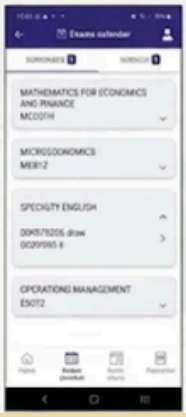

Step 3 - Look for examination dates and select the course.



Step 4 - Click on 'SUBSCRIBE' to book the exam.

IMPORTANT

CHECK THE PROFESSOR'S NAME!

Before registering for an examination, always make sure that the professor's name displayed on the platform matches the professor who actually teaches your course.

If the names do not match, please contact the Erasmus Office by email at: **incoming@unich.it**

In your email, please provide the following information:

- Name of the professor teaching your course.
- Name of the degree programme.
- Name of the course you are attending.

***Please remembe**r: Completing the course evaluation questionnaire is mandatory before you can register for an examination. Make sure to complete this step for every course or module, where applicable.*



2.4 ERASMUS DEPARTMENTAL DELEGATES

ERASMUS DEPARTMENTAL DELEGATES – INCOMING STUDENTS (KA131 AND KA171)

The University of Chieti-Pescara appoints Erasmus Departmental Coordinators to support incoming international students with academic matters, regardless of whether they participate in the Erasmus+ KA131 or KA171 (International Credit Mobility) programme.

These coordinators are the main academic contacts within each Department and are responsible for:

- **Learning Agreement:** providing academic guidance and signing the Learning Agreement and any subsequent changes.
- **Course selection:** helping students identify suitable courses within their Department.
- **Teaching information:** providing information about course contents, class schedules, teaching activities and examinations.
- **Academic assistance**: supporting students with academic issues arising during their mobility.
- **Study recognition:** assisting with academic matters relating to the recognition of courses and ECTS credits.

Erasmus Coordinators for Incoming Students

The following list is based on the University's official:
https://www.unich.it/sites/default/files/2026-09/DELEGATI%20INCOMING%20Agg.%2015_09_26.pdf

2.5 ERASMUS+ TRAINEESHIP – INCOMING STUDENTS

The University of Chieti-Pescara welcomes international students wishing to undertake an Erasmus+ Traineeship within one of its Departments or affiliated facilities.

The programme allows students to gain practical experience, develop professional skills and acquire knowledge in an academic, research or professional environment under the supervision of an appointed supervisor.

Minimum duration: 60 days. *Shorter mobility periods are not accepted.*

How to Apply

1. Identify the hosting Department: Choose a Department or academic area based on your studies.

2. Submit an application: Contact the Department Erasmus Coordinator, an academic supervisor or the Incoming Students Office at incoming@unich.it.

3. Evaluation and acceptance: Applications are assessed according to the availability of Departments and supervisors. If accepted, the University issues an official Acceptance Letter with the agreed mobility dates.

4. Learning Agreement: After acceptance, students must prepare the Learning Agreement for Traineeships with their home university, the hosting Department and the supervisor. It must describe activities, objectives, supervision and expected learning outcomes, and be signed by all parties before departure.

Insurance and Financial Support

- **Health insurance:** Students must arrange their own insurance, valid throughout their stay in Italy.
- **Financial support:** The University does not provide scholarships or financial contributions. Erasmus+ funding must be requested through the home university.

Students are responsible for organising their insurance and financial support before arrival.

Documents to Send to the Erasmus Office

After receiving acceptance, students must email the following documents to incoming@unich.it:

- Official Acceptance Letter.
- Fully completed and signed Learning Agreement for Traineeships.
- Health Insurance Certificate covering the entire mobility period.

Documents should be submitted before travelling to Italy

Arrival and End-of-Stay Documentation

- **Upon arrival:** Contact incoming@unich.it to request the Certificate of Arrival.

- **At the end of the traineeship:** Request the Certificate of Departure / Confirmation of Stay before leaving Italy.

- **After the Mobility:** Submit the final section of the Learning Agreement, completed and signed by the hosting supervisor, confirming the mobility dates, activities performed and learning outcomes achieved.

Special Requirements – Physiotherapy Traineeships

Physiotherapy traineeships have additional mandatory requirements:

- **Minimum duration:** 60 days, plus approximately 15–20 extra days before starting clinical activities.
- **Pre-placement procedures:** Medical examinations, blood tests and mandatory health and safety training.
- **Location:** Traineeships are available exclusively at the Pescara Hospital.
- Students must contact the Incoming Students Office well in advance to organise these procedures.

Important Information

- Acceptance depends on the availability of Departments and supervisors.
- The University does not provide health insurance or financial support.
- Students must arrange their own insurance and funding.
- All required documents must be submitted before arrival.
- Physiotherapy students must complete all medical checks and safety training before starting their placement.

Contact
Incoming Students Office – University of Chieti-Pescara
Email: incoming@unich.it

SERVICES

3.1 ERASMUS+ STUDENTS
WELCOME DAYS



Our Erasmus Office organises a Welcome Day every semester, which may take place in either Chieti or Pescara. The event is an opportunity to meet other Erasmus students from different countries and receive useful information before the beginning of classes.

The Welcome Day is generally held during the last week of September for the first semester and the last week of February for the second semester.

During the event, students are introduced to the main university procedures and receive practical guidance to help them prepare for their stay and their studies in Italy. There is also time to ask questions and clarify any doubts.

3.2 **ITALIAN LANGUAGE** FOR FOREIGN STUDENTS



The University of Chieti-Pescara offers **free Italian language** courses for incoming Erasmus students at the beginning of each semester.

Two levels are available:

- **Italian Language for Foreigners I (Beginner Level): 6 ECTS credits.**
- **Italian Language for Foreigners II (Intermediate Level): 9 ECTS credits.**

Both courses are free of charge and can be included in your Learning Agreement, counting towards your total ECTS workload.

Before arrival and during the Welcome Days, students will receive all the necessary information.

3.2 UNIVERSITY CAFETERIA



Erasmus students can access the university canteen service provided by **ADSU Chieti-Pescara.**

Cost of Meals

Erasmus students are automatically assigned to the **2nd price range,** with a fixed cost of **€3.30 per meal.**

Please note:

- **Payment must be made in cash, not by card.**
- **The price applies to each individual meal.**
- **Erasmus students are not required to submit ISEE or income documentation to access the 2nd price range.**

How to Register for the Canteen Service

To access the university canteen, you must complete the online registration procedure.

Registration website:
https://www.adsuchietipescara.it/bandi-borse-di-studiohttps://adsuch-sol.dirittoallostudio.it/apps/V3.1/sol/public/

Follow these steps:

1. Visit the ADSU website: **www.adsuchietipescara.it**.
2. Click on Online Desk (Sportello Online).
3. Select Accreditation (Accreditamento) and enter your personal details. Complete all the required sections until confirmation.
4. Log in using your registration credentials.
5. Access the section Canteen – Other Users (Mensa Altri Utenti).
6. Select the Erasmus option and complete the requested information.
7. Confirm your application.
8. Download the ADSUCH.eat app on your smartphone.
9. Follow the instructions to generate your personal QR code, which you will need to access the canteen.

QR Code Activation

After completing the online registration, you must download the canteen app called **ADSUCH.eat.**

Once downloaded, log in and associate your account by scanning the QR code generated through the ADSU online portal.
Once the accounts have been successfully linked, you will be able to use the app to access the university canteen.

Canteen Opening Hours
Pescara University Canteen

	Monday – Friday	Saturday – Sunday
Lunch	**11:40 – 14:40**	**11:40 – 14:00**
Dinner	**18:45 – 21:00**	**18:45 – 20:45**

Please note: The annual scholarship call and related procedures may change from one academic year to another. Always refer to the latest information published on the official ADSU website.

3.3 AVAILABLE SOLUTIONS FOR ACCOMODATION

Accommodation

Our University does not have its own student dormitories or university residences. However, several private student residences, accommodation facilities and other housing options are available in the area.

Please note *that all accommodation options are privately managed. Students are responsible for contacting the facilities directly, checking availability, arranging their accommodation and covering all related costs*.

The University does not manage, provide or take responsibility for accommodation arrangements.

To make your search easier, we would like to offer you the following options.

SOLUTION 1: CAMPUS CIRCUITO 71

HTTP://WWW.CIRCUITO71.IT/






Located in Pescara, is a residence for university students in Pescara and Chieti.

The residence is beautiful, new, elegant, comfortable and functional and can accommodate twenty-two students in single, and double rooms.

Campus Circuit 71 is not just a student residence: it is a place designed to support students in the fascinating years of college, opening horizons and contributing to their human and personal growth.

To this purpose, the facility offers a tutor service and organizes various activities in which guests can freely decide to participate (meetings with university faculty and staff, meetings with entrepreneurs and personalities from business and society, language courses, educational activities...)

For more information: https://www.circuito71.it/en/contatti

SOLUTION 2: CAMPUS X HTTPS://WWW.CX-PLACE.COM/



Located in **Chieti** between the urban and the natural, CAMPUS X Chieti is the embodiment of the vision of a "Campus in the Fields".

313 student campus accommodations form almost a small autonomous city within the city, connected to nature and G. D'Annunzio University.
CX campuses offer spaces and a wide range of amenities designed to help you focus on your goals and what you really enjoy (Gym, Restaurant, Play zone, Party zone...)

For more information, call +39 0871 540677 or write to hello.chieti@cx-place.com

SOLUTION 3: PRIVATE ACCOMODATIONS

If you study in Pescara

Choosing the right location is essential when looking for accommodation. Although Pescara is not a particularly large city, we recommend focusing your search on the area highlighted on the map above. This will allow you to stay close to your university campus while also being within easy reach of the main areas where students meet, socialise and enjoy the city's nightlife.

If you study in Chieti

Even if your university classes take place in Chieti, you may still want to consider living in Pescara. The two cities are well connected by train and bus, making it relatively easy to commute to university. What's more, living in Pescara means you'll be close to the city's lively student community and social scene.

The **ESN (Erasmus Student Network) association** is based in Pescara, where many Erasmus events, social gatherings and fun activities take place. Living here will give you plenty of opportunities to meet other international students, make new friends and enjoy an unforgettable Erasmus experience!
CONTACTS Email address: chieti pescara@esn.it or presidente@esnchietipescara.eu

You can also browse dedicated property websites, where you'll find numerous listings for rooms and apartments for rent:

- **Idealista – Rooms for rent in Pescara, Porta Nuova**
- **Subito – Rental properties in Pescara**

LIVING COSTS

4.1 COMPARISON WITH YOUR CITY

Through https://it.numbeo.com/costo-della-vita/pagina-iniziale it is possible to compare the cost of living in Pescara with that in your home town.

In addition, you can also get information regarding other parameters such as, for example, the quality of life or the crime rate.

EXAMPLE

Select Location: Pescara **Or** ---Select Country---

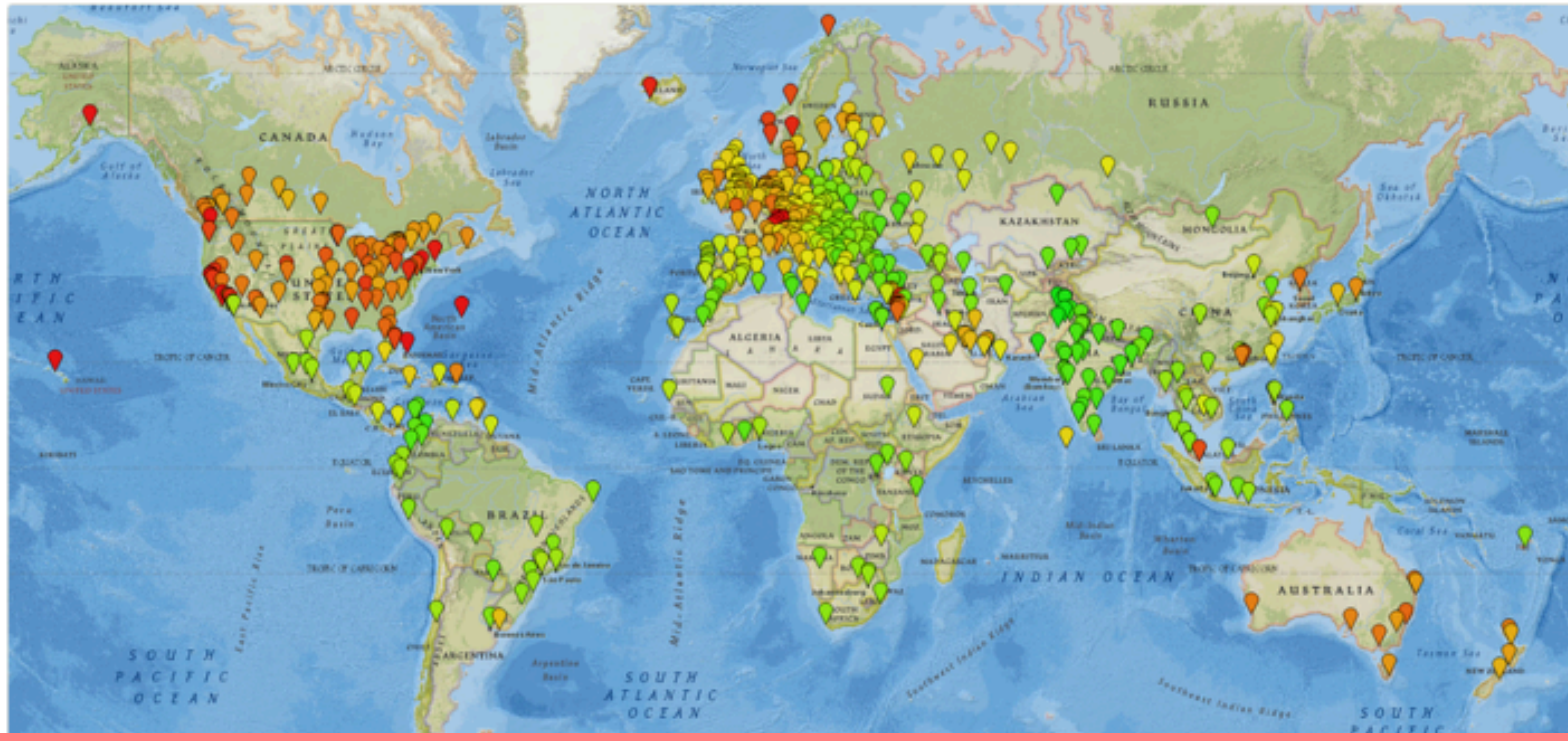

Cost of Living in Pescara

Restaurants	[Edit]	Interval
Meal, Cheap Restaurant	€18.00	10.00 25.00
Meal for 2, Average Restaurant, Three Courses	€60.00	44.00 70.00
McDonalds menu (or equivalent menu)	€9.00	8.00 9.50
Domestic beer (0.5L on tap)	€4.75	3.50 8.00
Imported Beer (0.33L bottle)	€3.75	3.00 5.00
Cappuccino (regular)	€1.44	1.20 1.50
Coca/Pepsi (0.33L bottle)	€2.75	2.50 3.00
Water (0.33L bottle)	€1.00	1.00 1.00
Expense	[Edit]	
Milk (regular), (1L)	€1.18	0.90 1.50
Loaf of fresh white bread (500g)	€1.80	0.75 3.00
Rice (white), (1kg)	€2.17	1.20 2.70

4.2 MAIN SUPERMARKETS & IDEAS TO SAVE MONEY

Main supermarkets in Pescara

- **Conad –** Piazza Salvo D'Acquisto, 45
- **Conad –** Viale Amerigo Vespucci, 82
- **Carrefour Market –** Via Italica
- **Tigre –** Via Fernando Francesco d'Avalos, 213
- **Tigre –** Viale G. Marconi, 136
- **Lidl –** Via Socrate, 3
- **Eurospar –** Viale Pindaro, 14
- **MD –** Via Tirino, 95
-

Ideas to save money in Pescara:

Mercato di Via Pepe - Viale Pepe On Monday mornings from 8 a.m. to 1 p.m., you can buy food and clothes at cheap prices at the Via Pepe market, located 5 minutes away from the University of Pescara





Main supermarkets in Chieti

- **Megalò Shopping Centre**
- **Todis –** Viale B. Croce, 629
- **Tigre Amico –** Viale B. Croce, 299
- **Dpiù –** Via Pescara, 223
- **Lidl –** Viale Abruzzo, 419
- **Eurospin –** Viale Abruzzo, 330
- **Eurospin –** Viale dell'Unità d'Italia
- **Conad –** Via Papa Giovanni Paolo II, 15

Ideas to save money in Pescara:

TooGoodToGo App If you download the app, you will have the access to short-expiry food products at very discounted

ESSENTIAL DOCUMENTS AND SERVICES

5.1 RESIDENCE PERMIT

Immigration Requirements

1. EU Citizens

Citizens of European Union (EU) member states are not required to apply for a residence permit when moving to Italy.

However, if their stay in Italy is expected to exceed three months, they must register with the **Municipal Registry Office (Ufficio dell'Anagrafe)** of the town where they live.

To complete the registration, students are generally required to provide:

- A self-declaration (*autocertificazione*) confirming their enrolment at the University of Chieti-Pescara (Università degli Studi Gabriele d'Annunzio).
- Proof of sufficient financial resources.
- Proof of valid health insurance covering their stay in Italy.

2. NON- EU Citizens -Visa Application

If you are a non-EU citizen, you must apply for a visa to study in Italy as an Erasmus student through the Universitaly platform: https://www.universitaly.it/

Please follow these steps to complete your application:

- Register on the Universitaly platform.
- Complete the online application form and upload your acceptance letter together with all the required documents.
- **In Section B of the application, you must select "ERASMUS"** as the reason for your visa application. This is essential. Selecting a different reason may result in your application being blocked or rejected.
- **Once you have completed your application, please inform our Erasmus Office by email.**

3. Book an Appointment with the Italian Embassy

At the same time, we strongly recommend booking an appointment directly with the Italian Embassy or Consulate in your country of residence.

Please note that procedures may vary depending on the country. In some countries, **appointments are managed through an online platform or app called iDATA**, while in others, you must contact the Italian Embassy or Consulate directly.

4 After Arrival – Non-EU Citizens: Residence Permit (Permesso di Soggiorno)

Non-EU citizens planning to stay in Italy for more than 90 days must apply for a residence permit (Permesso di Soggiorno) within 8 working days of their arrival in Italy.

The application must be submitted at a post office offering the Sportello Amico service. Students can also seek assistance from a local Patronato, an organisation that provides support with administrative procedures and the preparation of the required documentation.



Residence Permit (Permesso di Soggiorno)
Documents Required for the Application

To apply for a residence permit, non-EU students are generally required to prepare the following documents:

1. Completed application form, correctly filled in and signed by the applicant.
2. Valid passport or equivalent travel document, including the entry visa issued by the Italian authorities.
3. Photocopy of the entire passport, including all pages.
4. Certificate of enrolment issued by the receiving university, accompanied by the visa issued by the Italian Diplomatic or Consular Mission.
5. Copy of a valid health insurance policy, covering the entire period of the requested residence permit and providing coverage against illness and injury in Italy.
6. Four recent passport-size photographs, identical to one another.
7. Stamp duty (*marca da bollo*) of €16.00.
8. Payment receipts:
   - €30.46 for the electronic residence permit.
   - €30.00 for the postal application service.
9. Proof of accommodation, such as a rental agreement or a declaration of hospitality (*dichiarazione di ospitalità*), accompanied by a copy of the host's identity document.
10. Proof of sufficient financial resources.

Students must demonstrate that they have sufficient financial resources to support themselves throughout their stay in Italy.

Application Procedure

Step 1 – Collect the application kit
The application forms are available in the special immigration kit (Kit Postale) at participating Poste Italiane offices.

The forms must be completed in capital letters, using a black pen and staying within the designated spaces.

Step 2 – Submit the application
The application must be submitted personally by the student at a post office offering the Sportello Amico service.

The kit must be handed in an unsealed envelope. The applicant must present their passport or another valid identification document.
At the time of submission, the student must also pay the required postal fees and provide the €16.00 stamp duty.

Step 3 – Keep the postal receipt
Once the application has been submitted, the postal operator will issue a receipt confirming that the application has been accepted.

This receipt is extremely important and must be kept carefully. It contains two personal identification codes (User ID and Password), which allow students to check the progress of their application.
The application status can be checked through:

- Portale Immigrazione
  https://www.portaleimmigrazione.it/ITA/index.html

Application Procedure

Step 4 – Attend the appointment at the Questura
After submitting the application, the student will receive a notification indicating the date and time of their appointment at the Questura (Police Headquarters).
During this appointment, the student will be photographed and fingerprinted.

The following documents must be brought to the appointment:

- **Original passport.**
- **Four recent passport-size photographs with a white background.**
- **A copy of all the documents submitted with the postal application kit.**
- **The original postal receipt (*ricevuta della raccomandata*).**

Step 5 – Collect the residence permit
Once the application has been processed and approved, the student will be notified when the electronic residence permit is ready for collection at the Questura.

WHERE DO YOU NEED TO GO?

1. Central Post Office – Pescara (*Poste Italiane*)

- Address: Corso Vittorio Emanuele II, 106 – 65121 Pescara (PE)

2. Pescara Police Headquarters – Immigration Office (Questura di Pescara – Ufficio Immigrazione)

- Address: Via Pesaro, 7 – 65121 Pescara (PE)

1. Central Post Office – CHIETI (*Poste Italiane*)

- Address: Via Bertrando e Silvio Spaventa, 4 – 66100 Chieti (CH)

2. Chieti Police Headquarters – Immigration Office (Questura di Pescara – Ufficio Immigrazione)

- Address: Discesa delle Carceri – 66100 Chieti (CH)

HOW TO CHECK THE STATUS OF YOUR RESIDENCE PERMIT APPLICATION

You can check the status of your residence permit application online through the official website of the Italian State Police: **Chttp://questure.poliziadistato.it/stranieri/?mime=1&lang=EN**

To access your application status:

1. **Open the website using the link above.**
2. **Enter your PASSWORD, which you can find on the postal receipt (ricevuta) issued when you submitted your application at the post office.**
3. **Enter the password without the hyphen (-).**
4. **Submit your details to view the latest updates on your application.**

Important: Keep your postal receipt safe, as you will need the password to check the progress of your residence permit application.

5.2 ITALIAN TAX CODE (CODICE FISCALE)



EU and Non-EU Students

We strongly recommend applying for your Italian tax identification code (Codice Fiscale) before arriving in Italy.

- **Non-EU students:** If possible, request your Codice Fiscale together with your visa application.
- **EU students**: You can apply for the Codice Fiscale independently, without needing a visa.

Having this document ready before your arrival will make several administrative procedures easier. You will need it for various activities, including accessing certain healthcare services, signing rental agreements and completing other administrative formalities.

We therefore encourage all students to start these procedures as early as possible to ensure a smoother arrival and stay in Italy.

Guide to Obtaining Your Italian Tax Code (*Codice Fiscale*)

If you have not already obtained your Codice Fiscale at the Italian Embassy or Consulate in your home country, you can apply for it once you arrive in Italy.

What is the Codice Fiscale?
The Italian Tax Code (Codice Fiscale) is an alphanumeric identification code based on your first name, surname, date and place of birth. It is used by the Italian Public Administration to identify individuals and is required for many administrative procedures in Italy.

Where Can You Get It?
You can obtain your Codice Fiscale free of charge from the local Revenue Agency (Agenzia delle Entrate).
To apply, you must visit the local office with your passport or identity card.

- **Revenue Agency – Pescara Address: Piazza Italia, 15 – 65121 Pescara**

Why Do You Need a Codice Fiscale?
The Codice Fiscale is necessary for several activities and administrative procedures in Italy, including:

- **Applying for a residence permit (*Permesso di Soggiorno*).**
- **Signing a rental or tenancy agreement.**
- **Opening a bank account.**
- **Accessing healthcare services.**
- **Starting a job and receiving a salary.**
- **Completing other administrative procedures.**

If your Codice Fiscale is lost or stolen, you can request a duplicate from the Revenue Agency.

Important Information for Non-EU Students

Non-EU students must bring their passport when applying for the Codice Fiscale.

Please note that it is generally necessary to book an appointment with the Revenue Agency before going to the office.

You can follow this video tutorial to learn how to book an appointment.

Please note that our university and ESN Chieti Pescara are not affiliated with the person who created the tutorial. Please do not contact the author for assistance. If you have any questions, you can contact ESN Chieti Pescara.

Important Information for Students with Dual Citizenship

Non-EU students who also hold citizenship of an EU country should present their European passport when applying for the Codice Fiscale.

According to the applicable Italian administrative procedures, the EU identity document should be used, and the Codice Fiscale will be issued based on the personal details shown in that document.

5.3 MEDICAL CARE ON CAMPUS AND BEYOND

Your health matters wherever you are during your university experience. The University of Chieti-Pescara (Ud'A) supports students' healthcare needs by providing access to medical services both on campus and in the local community.

Whether you need a general medical consultation, psychological support, affordable healthcare products or assistance from local healthcare services, a range of options is available to help you take care of your health.

International, Erasmus and off-campus students can find information about:

- **Medical care on campus: access to the University's General Medical Clinic.**
- **Psychological support: free psychological counselling for enrolled students.**
- **Affordable healthcare products: the University Parapharmacy, offering discounted products.**
- **Medical care outside campus: local GPs, out-of-hours medical services (Guardia Medica) and hospital emergency departments in Chieti and Pescara.**
- **Italian National Health Service (SSN): information on healthcare registration, private health insurance and access to medical services.**

Our goal is to make healthcare accessible and easier to navigate throughout your university experience.

5.3.1 UNIVERSITY MEDICAL CLINIC FOR INTERNATIONAL AND OFF-CAMPUS STUDENTS

The University of Chieti-Pescara (Università degli Studi "Gabriele d'Annunzio" – UdA) has introduced a new free general medical clinic (*Ambulatorio di Medicina Generale*) specifically designed to support its student community, particularly off-campus students (*studenti fuori sede*) and students who are temporarily living away from their family doctor.

1. General Medical Clinic – Chieti Campus
2. The new service was officially presented on 12 November 2026 and is scheduled to open on 19 November 2026.

It is intended for all students enrolled at the University, including international and Erasmus students.

Location:

1. CAST – Center for Advanced Studies and Technology
2. Via Luigi Polacchi, 11, Chieti, Italy (University Campus).

Opening hours:

- Tuesday: 4:00 pm – 7:00 pm
- Thursday: 4:00 pm – 7:00 pm
- Friday**:** 4:00 pm – 7:00 pm

Services provided

- General medical consultations.
- Medical examinations.
- Healthcare advice and guidance.
- Assistance with ordinary health problems.

Consultations and medical services are completely free of charge for enrolled students.

2. **Is there also a university pharmacy offering discounted medicines?**

It is important to clarify that, according to the University's published information, the Department of Pharmacy (Dipartimento di Farmacia) is an academic department, not a retail pharmacy.

I could not verify the existence of an on-campus pharmacy offering medicines at special or discounted prices to students.

However, international students can obtain medicines through local pharmacies (farmacie), under the following conditions:

- SSN prescription: Medicines prescribed by an SSN doctor may be supplied under the Italian public reimbursement system, subject to applicable co-payments.
- Private prescription: Medicines may have to be paid for entirely by the patient.
- Generic medicines: Equivalent generic medicines may offer a less expensive alternative, where available.
- Exemptions: Eligible patients may benefit from exemptions from certain healthcare charges.
- There is no general student discount on prescription medicines simply because someone is enrolled at university.

3. **Location**

CAST – Center for Advanced Studies and Technology
Via Luigi Polacchi, 11
66100 Chieti Scalo (CH), Italy

5.3.2 FREE PSYCHOLOGICAL COUNSELLING

The University of Chieti-Pescara offers a free psychological counselling service (*Servizio di Counseling Psicologico di Ateneo – SCPA*) to support students experiencing personal, emotional, social or academic difficulties.

The service is available to students enrolled at both the Chieti and Pescara campuses, including international students.

1. Services available

The service offers:

- Individual psychological counselling.
- Support for anxiety, stress and emotional difficulties.
- Help with academic pressure and examination-related anxiety.
- Support for interpersonal and relationship difficulties.
- Assistance with adapting to university life and living away from home.
- Guidance on study methods and academic motivation.

Short-term individual psychotherapy, when considered appropriate following the initial counselling pathway.

Number of sessions:

- Individual counselling: generally 3–6 sessions.
- Brief psychotherapy: up to 16 sessions, following assessment and referral through the counselling service.

2. Where is the service located?

CAST – Center for Advanced Studies and Technology
Via Luigi Polacchi, 11, 66100 Chieti, Italy

First floor:

- Room 389: Psychological Counselling
- Room 392: Psychotherapy

3. How to apply

Students must complete the appropriate application form and send it, together with a copy of a valid identity document in PDF format, to:**servizio.counselingpsicologico@unich.it**

The service secretariat will contact the applicant to arrange an initial appointment and provide information about the date and location.

4. Useful links

1. University Psychological Counselling Service – English version University Psychological Counselling Service (SCPA) https://en.unich.it/teaching/student-services/university-psychological-counselling-service-scpa?utm_source=chatgpt.com

2. Official SCPA service page and application forms Servizio di Counseling Psicologico di Ateneo (SCPA) https://www.unich.it/didattica/servizi-studenti/servizio-di-counseling-psicologico-di-ateneo?utm_source=chatgpt.com

3. UNIST-HEALTH – Psychological support for students

https://unisthealth.it/universita/universita-di-chieti-pescara/?utm_source=chatgpt.com

5.3.3 UNIVERSITY PARAPHARMACY

The University of Chieti-Pescara (Università degli Studi "G. d'Annunzio") has opened a **Parapharmacy for Students (Parafarmacia dello Studente)** on its Chieti campus.
The service is available not only to students, university staff and faculty members, but also to the general public.

1. Services and products available
The university parapharmacy offers:

- Over-the-counter medicines (OTC).
- Non-prescription medicines (SOP).
- Medical devices and healthcare products.
- Food supplements and vitamins.
- Herbal and homeopathic products.
- Cosmetics and skincare products.
- Personal hygiene products.
- Baby care products.
- Veterinary products.
- Special dietary and medical nutrition products.

2. Discounted prices
The parapharmacy offers a **minimum 30% discount** on products, according to the agreement signed by the University with the pharmacy operator.
The discount is available to:

- Italian students.
- International and Erasmus students.
- University professors and researchers.
- University administrative staff.
- The general public.

The discount applies according to the agreed price list and product conditions; it should not be assumed to apply to every item.

3. Location and opening hours
Parafarmacia dello Studente
University Campus of Chieti
Polo Didattico di Lettere, ground floor
Via dei Vestini, 31, Chieti, Italy
Opening hours: Monday–Friday
08:30–19:00 (continuous opening)



5.3.4 NATIONAL HEALTHCARE IN ITALY

1. **EU CITIZENS**

Students from EU countries, Iceland, Liechtenstein, Norway and Switzerland can access healthcare in Italy under European social security rules.

European Health Insurance Card (EHIC/TEAM)

- Covers medically necessary healthcare during a temporary stay in Italy.
- Allows access to public healthcare facilities and affiliated private facilities under the same conditions and costs as Italian residents (including any applicable co-payments).
- Can also be used to consult a GP (Medico di Medicina Generale).

Registration with the Italian National Health Service (SSN)

- Students holding an **S1 certificate** can register with the Italian Regional Health Service (SSR) through the local ASL and generally choose a GP.
- The EHIC covers temporary stays, while the S1 certificate allows healthcare registration when costs are covered by the home country.
- The EHIC alone does not guarantee permanent SSN registration or assignment of a GP.

For further information, contact your local ASL.

Useful links:

- ASL Pescara – Healthcare for foreign citizens
- Italian Ministry of Health – European Health Insurance Card

Useful link:

- ASL Pescara – Healthcare for foreign citizens https://www.asl.pe.it/DettaglioStruttura.jsp?id=30&idSezione=11

2. NON-EU CITIZENS

Non-EU students residing in Italy must have adequate healthcare coverage for the duration of their stay, in accordance with the immigration legislation and the requirements applicable to their visa and residence permit.

Students may obtain healthcare coverage through:

1. **Private health insurance taken out in their home country.**
2. **Private health insurance purchased from an insurance company operating in Italy.**
3. **Voluntary registration with the Italian National Health Service (SSN), where legally permitted.**

2.1 Private health insurance taken out in the home country

Students who purchase private health insurance before arriving in Italy should ensure that their policy meets the requirements applicable to their visa and residence permit application.

In particular, the insurance policy should:

- **Be issued in the student's full name, using Latin characters.**
- **Be written in Italian or in a language accepted by the competent Italian authorities.**
- **Provide coverage in Italy for the entire intended period of stay.**
- **Clearly specify the start and end dates of the insurance coverage.**
- **Explicitly cover medical expenses, including urgent medical treatment and hospitalisation.**
- **Indicate the maximum amount of coverage in euros. Where required by the relevant visa or residence permit procedure, the minimum coverage must be €30,000.**
- **Include any additional conditions required by the competent Italian diplomatic or consular authorities.**

2.2 Private health insurance purchased in Italy

Alternatively, students may purchase a private health insurance policy from an insurance company operating in Italy.

Before purchasing a policy, students should carefully check the services covered, the duration of the policy, exclusions, reimbursement procedures and whether direct payment of medical expenses is available.

Some policies cover only urgent medical treatment, accidents and hospitalisation, while others may also cover GP consultations, specialist examinations, diagnostic tests and prescribed medicines.

Students should therefore verify that the selected policy meets the requirements for their residence permit and provides adequate healthcare coverage throughout their stay.

2.3 Voluntary Registration with the Italian National Health Service (SSN)

Non-EU students with a valid study residence permit (or application receipt) can voluntarily register with the Italian National Health Service (SSN).

Annual contribution: €700

- Paid annually and covers the calendar year (1 January–31 December).
- Not prorated according to the registration date.
- **Individual and does not automatically cover family members.**

How to register:

1. Pay the €700 contribution through Form F24 (Modello F24).
2. Contact the local ASL.
3. Submit the registration application with the following documents:
    - Valid passport.
    - Residence permit or application receipt.
    - Italian Tax Code (Codice Fiscale).
    - Proof of payment.
    - Proof of residence or domicile, if requested.
    - Proof of university enrolment, if required.

Additional documents may be requested by the ASL. Registration must be renewed according to the applicable rules.

2.4 Healthcare services provided by the SSN

Voluntary registration with the SSN provides access to the services included in the Italian National Health Service, under the same general conditions applicable to other registered residents.

These services include:

- **The possibility of choosing a GP (Medico di Medicina Generale).**
- **General medical consultations and treatment for ordinary illnesses.**
- **Medical prescriptions for medicines.**
- **Prescriptions for specialist examinations and diagnostic tests.**
- **Access to public hospitals and healthcare facilities affiliated with the SSN.**
- **Emergency and hospital care.**
- **Other healthcare services included in the Essential Levels of Care (LEA).**

5.3.5 TEMPORARY REGISTRATION WITH A GENERAL PRACTITIONER (GP)

Students already registered with the Italian SSN who move temporarily for study, work or medical reasons can apply for registration with the local ASL.

- **Duration:** Stays longer than 3 months, up to 12 months, renewable.
- **Benefit:** Allows students to choose a GP in their temporary city.
- **Important:** Registration is not automatic. Students must contact the local ASL to check eligibility and required documents.

Who can apply?

Temporary registration may be requested by individuals who:

- Are already registered with the Italian SSN.
- Temporarily move to another area for study, work or medical treatment.
- Can demonstrate that their stay in the new area is expected to exceed three months.
- Meet the administrative requirements established by the competent ASL.

Documents generally required

Applicants should prepare the following documents:

- Valid identity document or passport.
- Italian tax identification number (Codice Fiscale).
- Proof of registration with the SSN or documentation establishing entitlement to healthcare.
- Proof of temporary accommodation or domicile in the new area.
- Certificate of enrolment at the university or other documentation proving the reason for the temporary stay.
- Application form provided by the competent ASL.

3.1 How to choose a temporary GP

To obtain a GP in the area where they are temporarily staying, eligible students should:

1. Contact the ASL responsible for their previous place of registration to obtain information about the procedure for transferring or suspending their existing GP assignment, where necessary.
2. Contact the ASL responsible for their new place of temporary residence or domicile.
3. Submit the application for temporary registration and provide the required supporting documents.
4. Complete the form for choosing a GP (*Medico di Medicina Generale*).
5. Select an available GP in the relevant territorial area, in accordance with the ASL's procedures.

The application form generally requires:

- Personal details, including full name, date and place of birth.
- Italian tax identification number.
- Current address and telephone number.
- Previous place of residence or registration with the SSN.
- New temporary address.
- Reason for requesting temporary healthcare registration (study, work or medical treatment).
- Expected duration of the temporary stay.
- Date and signature of the applicant.

The procedure and the availability of doctors may vary depending on the competent ASL.

5.3.6 OUT-OF-HOURS MEDICAL SERVICE (GUARDIA MEDICA) IN CHIETI AND PESCARA

The **Guardia Medica**, now officially called Continuità Assistenziale, provides medical assistance for health problems that cannot wait until the patient's General Practitioner (GP – Medico di Medicina Generale) is available.

This service is also relevant to international students staying in Chieti and Pescara.

1. **Chieti – ASL Lanciano-Vasto-Chieti**

- Continuità Assistenziale – Chieti
- Address: Via Tiro a Segno, 8 – Old Hospital, Chieti, Italy.
- Telephone: 116117
- Opening hours:
  - Monday to Friday: 8.00pm–08:00am.
  - Saturdays and days before public holidays: 10:00am onwards.

https://www.asl2abruzzo.it/strutture/continuita-assistenziale/?utm_source=chatgpt.com

2. **Pescara – ASL Pescara**

- Continuità Assistenziale – Pescara
- Address: Palazzina D, Old Hospital, access from Via Renato Paolini, 49, Pescara, Italy.
- Telephone: 116117
- Opening hours:
  - Monday to Friday: 8.00pm–08:00am.
  - Saturdays and days before public holidays: 10:00am onwards.

https://www.asl.pe.it/DettaglioStruttura.jsp?id=4&idSezione=11&utm_source=chatgpt.com

5. EMERGENCY CONTACTS

Emergency Contacts in Italy

- European Emergency Number – Italy
- Free of charge · 24/7
- Fixed and mobile phones

112

When to call

- Police, medical, fire or other emergencies
- Ambulance, serious illness or injury
- Crime, theft, assault or immediate danger
- Fires, rescue operations and dangerous situations
- Financial and customs-related offences
- Emergencies and rescue at sea

Healthcare assistance – non-emergency situations:

116117

When to call

- Free telephone service.
- Available 24 hours a day, 7 days a week in Abruzzo.
- Connects callers with out-of-hours medical assistance.
- Provides information and guidance on local healthcare services.
- Operators answer in Italian and English.

Additional support and assistance numbers

1522

- Anti-Violence and Stalking Helpline
- Support for women experiencing violence or stalking

114

- Child Emergency Service
- Reporting situations involving children in danger
- 116000
- Missing Children Hotline
- Reporting missing children

1518

- Road and Traffic Information
- Information about traffic and road conditions

803 116

- ACI Roadside Assistance
- Vehicle breakdowns and roadside assistance

TRANSPORTS

6.1 TRANSPORT IN PESCARA AND CHIETI

1. EXTRA-URBAN TRANSPORT

1.1 Bus services – TUA

The main bus connection between Pescara and Chieti is operated by TUA (Trasporto Unico Abruzzese), the regional public transport company responsible for urban, suburban and extra-urban bus services, as well as certain railway connections.

One of the most useful services for incoming students is:

- **Line 8S – Pescara–Chieti:** connects the two cities, with regular services on weekdays. The timetable includes both ordinary and express (NO STOP) journeys. Different schedules and service restrictions may apply depending on the day of the week and the school calendar.

The current 2026/2027 winter timetable includes services updated in November 2026. Students are advised to consult the official timetable before travelling, as departure times and routes may change.

Useful links:

- TUA official website – Routes and timetables Linee e Orari - TUA SpA https://tua.mycicero.it/TPWebPortal/it/
- TUA travel planner and journey information https://tua.mycicero.it/TPWebPortal/it/
- Current Chieti–Pescara timetable (Line 8S) Comune di Chieti: orari delle linee suburbane - TUA SpA https://www.tuabruzzo.it/comunicazioni/comune-di-chieti-orari-delle-linee-suburbane/25-1846.html

1.2 Tickets and the TuaGO app

TUA provides digital ticketing through its official **TuaGO** app, which allows passengers to purchase and manage available travel tickets directly from their smartphones.

Please note that the previous TUAbruzzo app is being discontinued. As of November 2026, new ticket purchases should be made through TuaGO. The transition is scheduled to be completed on 14 December 2026. Users must create a new account, as their previous login credentials and wallet credit are not automatically transferred.

1.3 Railway services – Trenitalia

Trenitalia operates regional trains connecting Pescara with **Chieti–Madonna delle Piane**, the railway station closest to the University of Chieti campus.

Route: Pescara Centrale → Pescara Porta Nuova → Chieti–Madonna delle Piane.

- **Journey time**: Approximately 13–23 minutes, depending on the train and departure station.
- **Ticket price**: Approximately €3 one way from Pescara Centrale.
- **Frequency**: Several direct trains operate throughout the day, although schedules vary between weekdays, Saturdays and public holidays.
-

Important: Students attending the University of Chieti should get off at **Chieti–Madonna delle Piane**, rather than Chieti railway station, as it is more convenient for reaching the university campus.

Useful links:

- Trenitalia – https://www.trenitalia.com/it.html?cid=G_AV1022AWO_SEARCH_B_Trenitalia_E&gclsrc=aw.ds&gad_source=1&gad_campaignid=1459435591&gbraid=0AAAADfH_pQC2B6Srr3g8dUhh_qGAyL9O&gclid=Cj0KCQiA8OrXBhDEARIsAECtlx6EoS0RmeexZRRkAzhCKbrUf29SG3SPsqsbxoi2pBwWsHuRMe_4QRYaAoI7EALw_wcB

CONTACTS

7.1 ERASMUS OFFICE

The University of Chieti-Pescara provides support to incoming international and Erasmus students through its International Relations and Erasmus Office.

General contact information

- **Erasmus Office Coordinator:** Glauco Conte
- **Email:** glauco.conte@unich.it
-

INCOMING STUDENTS – CONTACTS

1. Erasmus+ KA131 – European Mobility

For incoming students participating in the Erasmus+ KA131 programme (mobility within Programme Countries), including study mobility and traineeships.

Email: incoming@unich.it

2. Erasmus+ KA171 – International Credit Mobility (ICM)

For incoming students participating in Erasmus+ KA171 mobility programmes , from: **Albania, Armenia, Bosnia and Herzegovina, Ethiopia, Georgia, Jordan, Kazakhstan, Kosovo, Montenegro, Morocco, the Republic of Moldova, Turkmenistan, Ukraine and Uzbekistan.**

Email: icm@unich.it

INTERNATIONAL CONTACT POINTS

1. Chieti Campus – Rectorate (Rettorato)

- **Address:** Via dei Vestini, 31 – 66100 Chieti, Italy
- **Location:** Rectorate building (Rettorato).
- **Opening hours:** Monday to Friday, 10:00 a.m. – 12:00 p.m.

2. Pescara Campus – Polo Micara

- **Address:** Viale Pindaro, 42 – 65127 Pescara, Italy
- **Location:** Polo Micara, Pescara Campus.
- **Opening hours:** Monday to Friday, 10:00 a.m. – 12:00 p.m.

Both Welcome Points are open Monday to Friday, 10:00 a.m.–12:00 p.m.
Students are advised to email the Erasmus Office before visiting.

APPOINTMENTS AND ONLINE MEETINGS – AVAILABILITY BEFORE AND AFTER ARRIVAL

Due to the high number of incoming students, meetings with the Erasmus Office are preferably held online via Microsoft Teams and by appointment only.

To schedule a meeting, please contact the appropriate email address according to your mobility programme:

- **Erasmus+ KA131: incoming@unich.it**
- **Erasmus+ KA171 (ICM): icm@unich.it**

When requesting an appointment, please indicate your availability by specifying your preferred days and time slots.

The Erasmus Office will then arrange the meeting and send you a Microsoft Teams link to join the online session.

7.2 ESN CHIETI PESCARA

Erasmus Student Network (ESN) is a non-profit international student organisation. The association's mission is to represent international students, thus providing opportunities for cultural understanding and self-development under the principle of "Students Helping.

Students". ESN Chieti Pescara strongly believes in the added value that mobility brings to a student's academic life. Going abroad is a big step for a young person and many obstacles could arise. That's why the association tries to support students before, during and after their stay abroad. It offers a wide range of services such as help with accommodation, bureaucracy and the organisation of social, cultural and sports events.

ESN Chieti Pescara mail: chieti pescara@esn.it for general information or ESN Chieti Pescara for important and urgent matters.
esnchietipescaraESNchietipescarahttps://chietipescara.esn.it/

ESNcard is the membership card of the Erasmus Student Network (ESN).

It gives you access to all the events and services offered by ESN and all their partners.

The aim of the ESNcard (or ESN membership) is to support international students and trainees and give them access to affordable opportunities during their period abroad. With the ESNcard, you will enjoy plenty of discounts (housing, sport, food, bars, etc.) all over Europe. You will
also have the opportunity to participate in hundreds of events with our ESN section and other sections around your destination country, and even beyond, for the period of your membership. On the website, you can also check the full list of our national partners (Ryanair, FlixBus,...) and local partners in Chieti and Pescara (bars, pubs, shops, gym and many more) where you can use your ESNcard for special offers and discounts!

The link to see and access international discounts is: https://esncard.org/